



The LABB-Program: A new way to measure transitions in Swiss education

Authors: J. Babel, Dr., F. Laganà, Dr., P. Strubi, J. Veselá, L. Gaillard
Institution: Federal Statistical Office (FSO)

Context:

The introduction, from 2010 on, of the AHV number (Personal Identification Number) in many official statistics of FSO has entailed tremendous improvements in the field of education. In 2014, the FSO launched the LABB (Longitudinal analyses in the field of education) program to take profit of the new possibilities. The LABB program has focused on developing a strategy following two axes:

- Longitudinal linkage allowing to observe trajectories in education;
- Cross-sectional linkages between registers allowing to add contextual information to the trajectory (until now, the migratory status or the parental educational level).

Aim of the project:

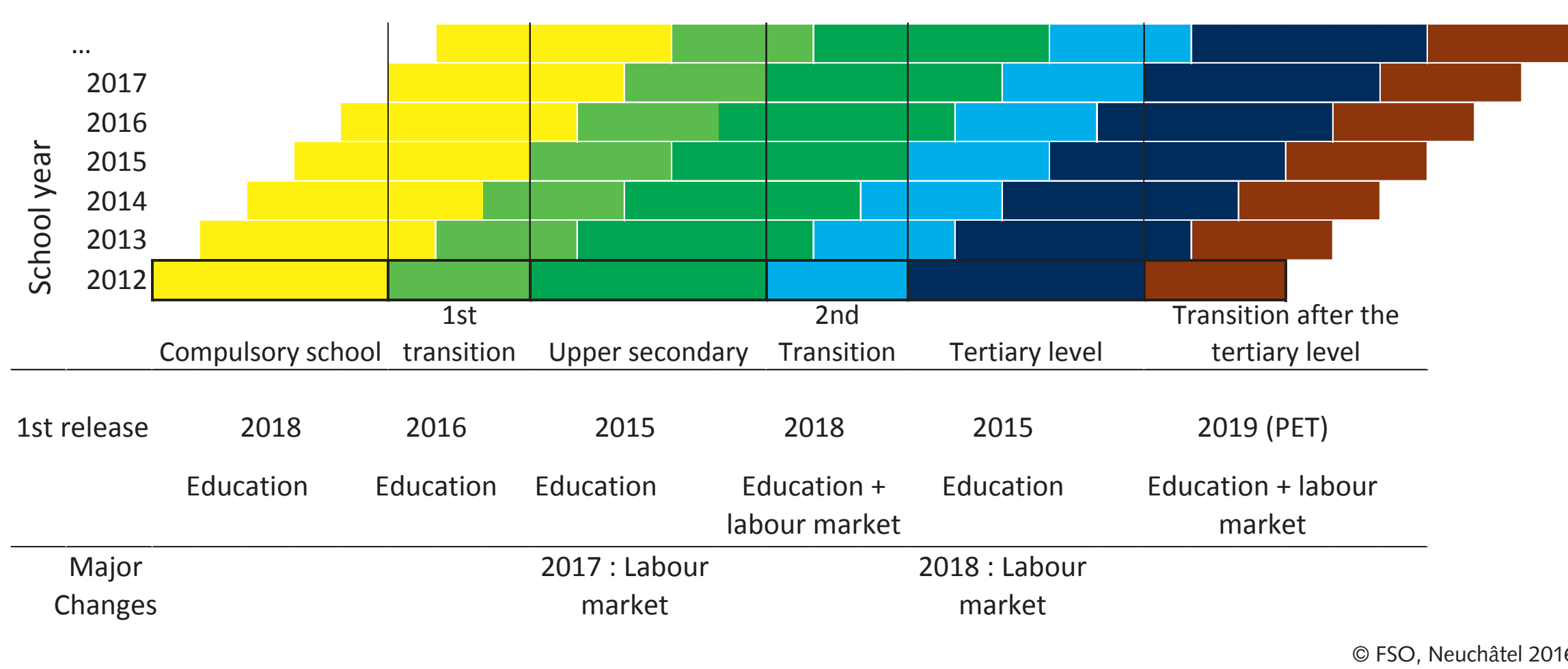
Exploiting the possibilities of the introduction of the AHV number in order to study trajectories (in education and from education to labour market).

- Data dissemination: Production and diffusion of ready-to-use linked data to academic and institutional partners in order to ease analysis of educational trajectories.
- Publications: Analysing main themes in education (e.g. transitions from compulsory education into upper secondary; transition from education into labour market) and completely covering the study of Swiss educational system by 2018.

Advantages of linked register data:

- Studying detailed processes: Data on the entire cohort available.
- Studying longitudinal processes: Yearly increases of observational time-span.
- Comparing cohorts: Each year, new cohorts add to the available data.
- Observe an attrition free process: Since data are from linked registers, there is no attrition.

The LABB cohorts and their follow-up



Sources already integrated

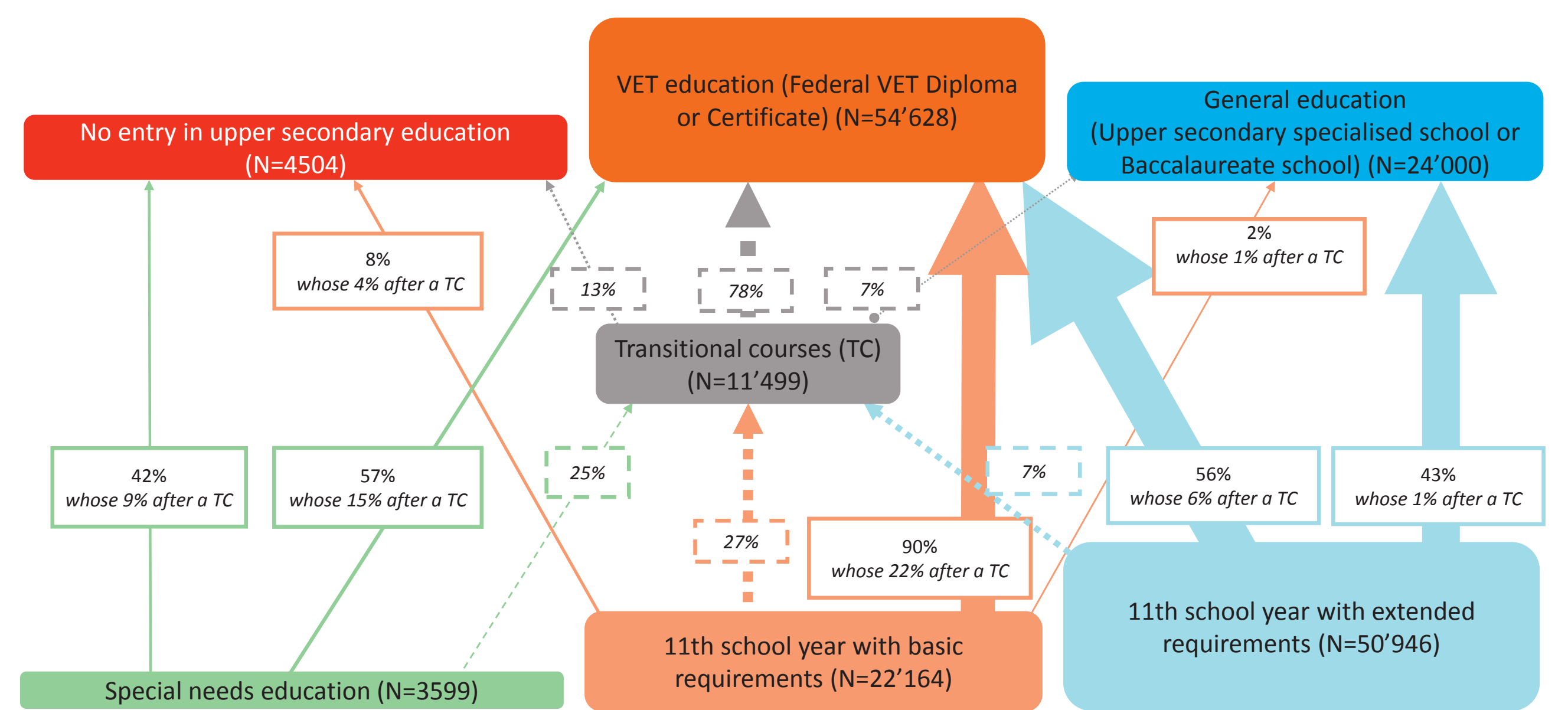
Field	Sources	Type of information	Starting from year
Education	Statistics on vocational education and training (SBG), FSO	Educational trajectories	2011
	Statistics on certificates (SBA), FSO		2011
	Statistics on pupils and students (SdL), FSO		2011
	Swiss Higher Education Information System (SIUS), FSO		1980
Labour market	Employment records, CdC	Trajectories from education into the labour market	2011
	Unemployment register (PLASTA), SECO		2011
Contextual	Population register (STATPOP), FSO	Migratory status, migration into and out of Switzerland	2011
	Swiss Census (Structural Survey), FSO		Highest parental educational level

Studies already published (available in German and French)

- FSO(2015): Übergänge und Verläufe auf der Sekundarstufe II
- FSO(2015): Übergänge und Verläufe auf der Tertiärstufe
- FSO(2016): Der Übergang am Ende der obligatorischen Schule

Results I: Main transitions from compulsory education into upper secondary education

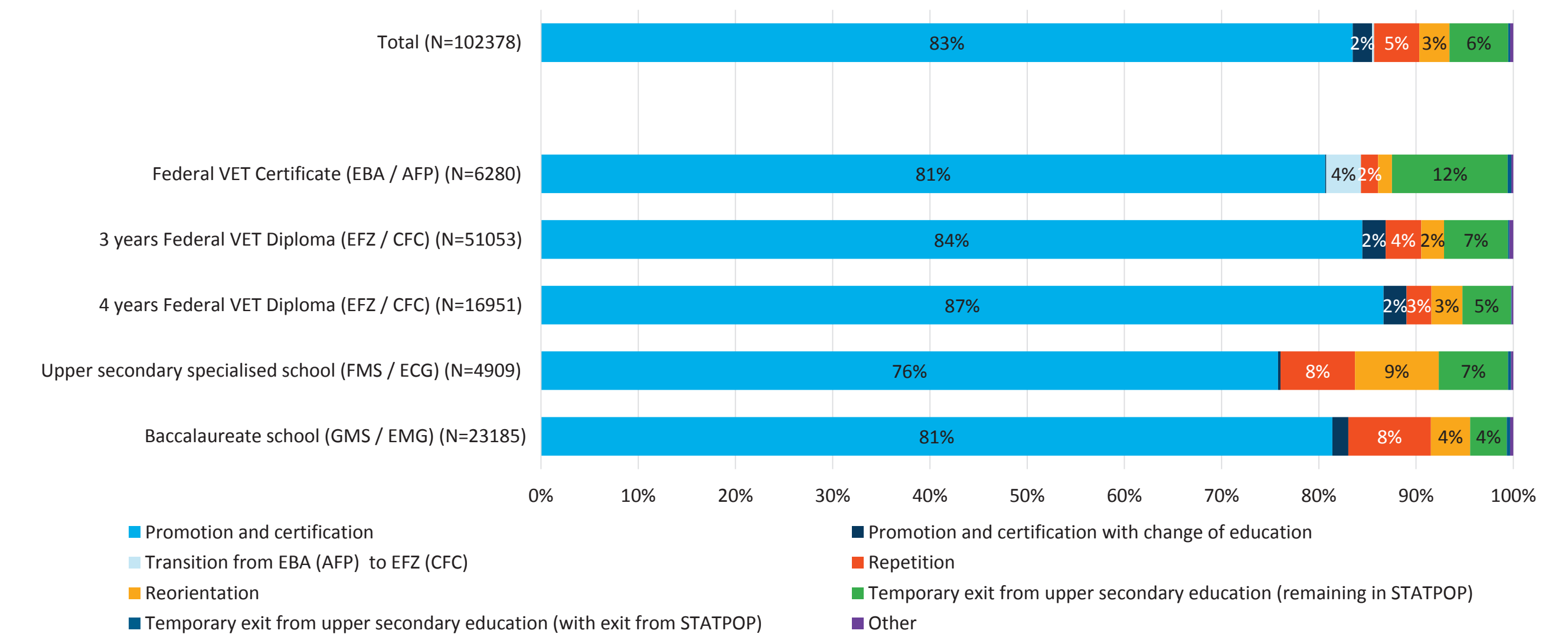
Main transitions of compulsory school leavers according to the level of requirements of lower secondary education
Leavers of 2012: first entry into upper secondary education until 2014



The transitions of pupils that left compulsory education in the 10th school year (N=1973), those of 11th school leavers who attended a class with no distinction in the level of requirement, as well as transitions whose magnitude is lower than 2% are not shown in the graph.

Results II: Trajectories within upper secondary education

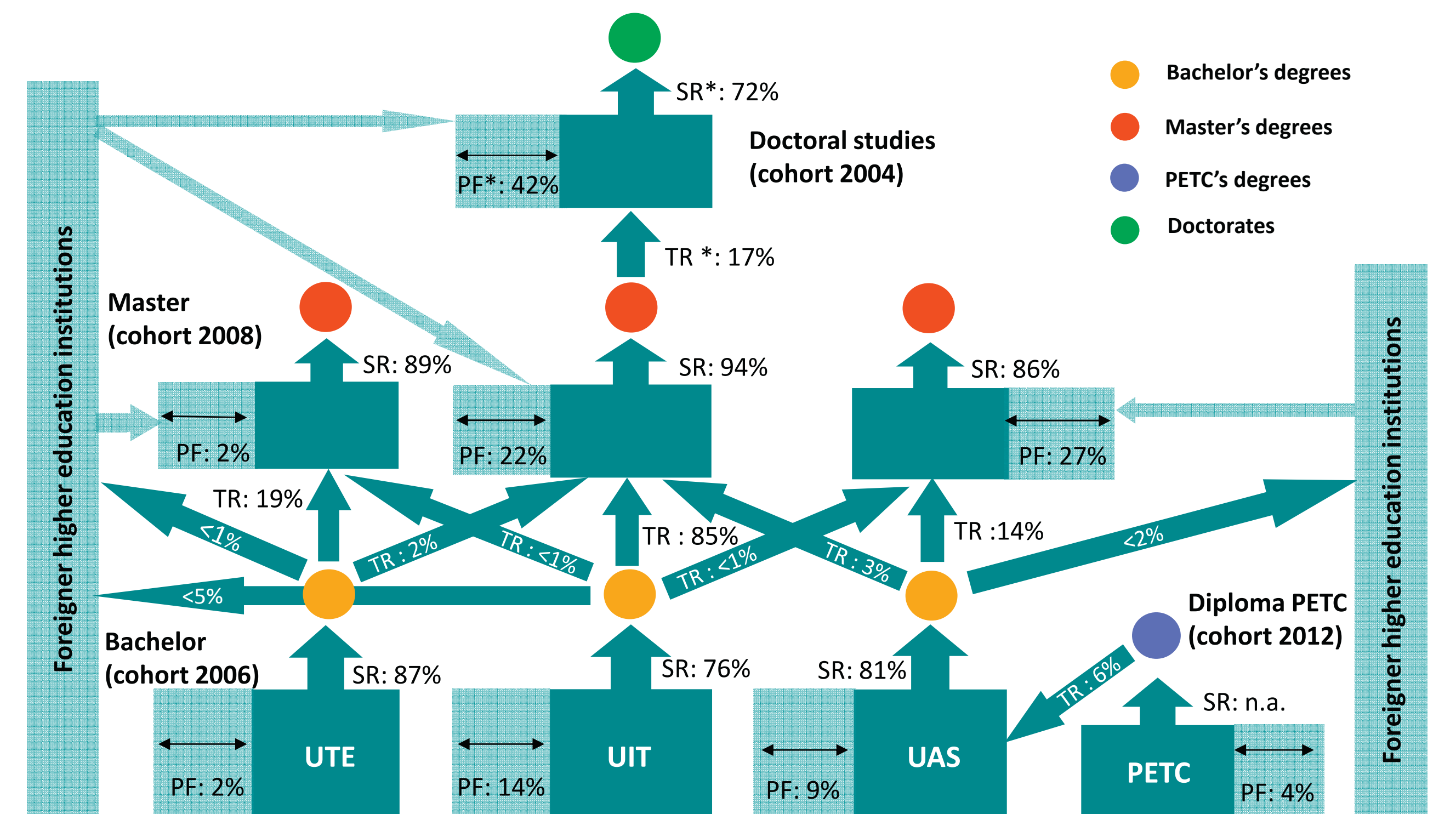
Pupils in the 1st year of upper secondary education in 2013: Transitions 2013-2014



Source: FSO – Longitudinal analyses in the field of education – STATPOP

© FSO, Neuchâtel 2016

Results III: Main flows in higher education institutions and in professional education and training colleges



TR: Transition rate; SR: Success rate; PF: Proportion of students who enter directly with a foreigner entry certificate; UTE: Universities of teacher education; UIT: Universities and institutes of technology; UAS: Universities of applied sciences; PETC: Professional education and training colleges; * The field «Medicine and pharmacy» is not included.

Source: FSO – Longitudinal analyses in the field of education – STATPOP

© FSO, Neuchâtel 2016